



## COLUMBUS COMMUNITY PROFILE

Columbus was founded in 1812 and has been the capital of the State of Ohio for 200 years. As the 15<sup>th</sup> largest populated city in the United States, covering 228 square miles, the city is recognized nationwide for its historic neighborhoods, booming downtown arts and sporting district, open attitude, and notably affordable quality of life. The city's economy is very diverse and the community prides itself on being at the forefront of education reform, fiscal responsibility, and public safety.

Economic investments in the future of Columbus have created jobs and spurred major initiatives focused on improving neighborhoods, community health, and the environment.





## COLUMBUS GOVERNMENT

The city is a home-rule municipal corporation operating under the laws of Ohio. The City Charter, its constitution, can only be amended by a majority of the city's voters.

The city is administered by a Mayor, a seven-member City Council, the City Auditor and the City Attorney. These officials are all elected for four-year terms on an at-large basis. The Mayor and four Council members are elected in an odd numbered year. Three Council members, the City Auditor, and the City Attorney are elected in the following odd numbered year. The Charter provides for appointments and elections of successors to these officials if they should, for any reason, vacate their office. All are chosen through a non-partisan process.

The Recreation and Parks Director, the Health Commissioner, and the Civil Service Executive Secretary are appointed by, and report to, independent commissions. The City Treasurer and Clerk to the Council are appointed by, and serve at the pleasure of, City Council. All other departments' directors are appointed by, and serve at the pleasure of the Mayor.

### Key City Services At A Glance

#### Development

- Neighborhood Pride Centers ...5
- Annual Avg Emergency & Non-Emergency Requests ...28,825
- Annual Avg Code Violation Notices ...19,310

#### Public Health

- Licensed Food Facilities Compliant with Health Standards ...99%
- Annual Avg Immunizations ...34,000
- Annual Avg Infectious Diseases Outbreaks Investigated ...117

#### Public Safety

- Fire Stations ... 32
- Annual Avg EMS & Fire Runs Dispatched ...169,892
- Annual Avg Freeway Miles Patrolled ...880
- Police Substations ...16
- Annual Avg 911 Police Service Calls ...130,939

#### Public Service

- Annual Avg Curbside Recycling Collection Households ...201,326
- Annual Avg Tons of Recycled Materials ...44,955
- Annual Avg Weekly Trash Collection Households ...335,031
- Roadways Maintained ...6,381 Miles
- Annual Avg Repaired Potholes ...208,740

#### Public Utilities

- Wastewater Treatment Plants ...2
- Water Treatment Plants ...3
- Sewer and Water Lines Maintained ...7,987 Miles
- Annual Avg Gallons of Wastewater Treated ...63.5 Billion
- Annual Avg Gallons of Drinking Water Treated ...49.4 Billion
- Service Population ...1.1 Million Customers
- City Power Customers ...12,151

#### Recreation & Parks

- Park Sites ...225
- Acres Maintained (Including Reservoirs) ...14,397
- Swimming Pools & Spray Grounds ...11
- Golf Courses ...6
- Multi-Use Trails ...110 Miles
- Community Centers ...29
- Summer Camps ...33

## STAY CONNECTED



*my*COLUMBUS free Mobile App allows access

to numerous city services, a community events calendar, park and trail guides, and tips for a healthy lifestyle, among other resources.

**MyCOLUMBUS**  
Mobile App



## COLUMBUS DEMOGRAPHICS

### Population Quick Facts

**Population Size** ...835,957

**Population Per Square mile** ...3,624

**Population Growth Rate**

COLUMBUS ...6%

National Average ...3%

**Median Income**

COLUMBUS ...\$44,072

National ...\$53,046

**Median Age**

COLUMBUS ...31.4

National ...37.4

**Population by Age**

Under 18 ...23%

18 to 65 ...68%

Over 65 ...9%

**Sex**

Female ...50.8%

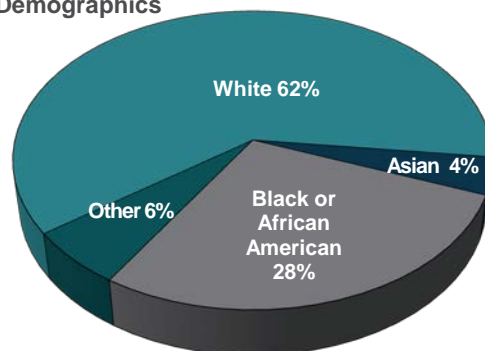
Male ...49.2%

**FUNFACT!**  
Columbus has never declined  
in population

Source: U.S. Census Bureau 2010 – 2014 Quick Facts

The population of Columbus is diverse, young, and has a growth rate double the national average. The city's population is well educated, with over 33 percent having earned a bachelor or advanced degree compared to the national average of 29 percent. *City Observatory* ranked Columbus 11<sup>th</sup> nationwide for increase in college educated young adults by percentage of population.

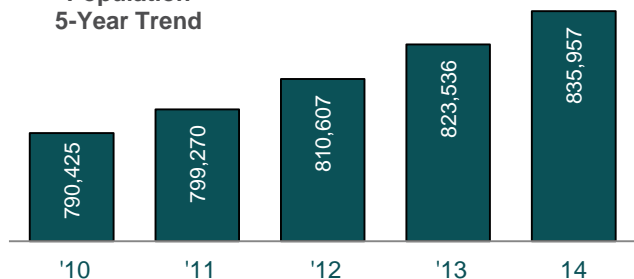
### Racial Demographics



Source: U.S. Census Bureau 2010 – 2014 Quick Facts

United States Census Bureau ranked Columbus 13<sup>th</sup> nationwide for the fastest-growing cities in the U.S. between 2013 and 2014.

### Population 5-Year Trend



Source: U.S. Census Bureau 2010 – 2014, Quick Facts



## COLUMBUS HOUSING

The City of Columbus' housing market is booming with trendy and desirable neighborhoods, affordable housing options, and a thriving local economy. In *Nationwide's Health of Housing Markets 2015 Q2 report*, Columbus was ranked 35<sup>th</sup> nationwide.



### *Housing Quick Facts*

**Housing Units ...370,965**

**Persons per Household**

COLUMBUS ...2.4  
National Average ...2.6

**Ownership rate**

COLUMBUS ...46.9%  
National Average ...64.9%

**Median Home Value**

COLUMBUS ...\$130,700  
National ...\$176,700

**Median Monthly Mortgage**

COLUMBUS ...\$1,322  
National ...\$1,540

**Median Monthly Rent**

COLUMBUS ...\$809  
National ...\$904

Source: U.S. Census Bureau 2010–2014 Quick Facts

Columbus is known for its vibrant, unique neighborhoods. Throughout the city, there are a variety of living options with many neighborhoods consisting of smaller communities within its borders. Residents are able to live in areas that range from historically preserved German Village, to the popular Short North, or newly developed downtown condominiums.

### Notable Neighborhoods

#### Downtown



- Arena District
- Central Downtown
- Discovery District

#### North



- Clintonville
- Harrison West
- Italian Village
- The Short North
- University District
- Victorian Village

#### East



- Eastmoor
- King Lincoln
- Linden
- Olde Town East

#### South



- Brewery District
- German Village
- Merion Village

#### West



- Franklinton
- Hilltop
- Westgate

## COLUMBUS TRANSPORTATION



Source: Columbus Region

Columbus is located in the heart of the Midwest, and is within a day drive or hour flight to over half of the population in the United States & Canada. There are eight major interstates that cross through Columbus, with convenient access from coast to coast and to the Mid-Atlantic States. In-state commerce benefits from access to interstate transportation infrastructure. In recent years, Columbus was recognized by *Inbound Logistics* as one of the nation's logistical hotspots.

Columbus is also home to the **Columbus Regional Airport Authority** which connects central Ohio with the world through the operation of three airports:

**Port Columbus International Airport:** Flies to 30 destination airports with over 140 daily flights and 6.3 million annual passengers.

**Rickenbacker International Airport:** A multimodal logistics hub serving international airfreight, cargo airlines, manufacturers and distributors, with over 91,500 annual passengers.

**Bolton Air Field:** Services the needs of area businesses, private pilots and aviation enthusiasts.



Photo by: DRust

In addition, Columbus is also home to **The Ohio State University Airport**, with over 75,000 operations a year, including corporate activity, student training, and pleasure flying.

### Other Means of Getting Around Columbus:

**Public Transportation:** Central Ohio Transit Authority (**COTA**) provides bus service to over 18.7 million annual passengers with 68 local, express, and crosstown lines and 3,500 bus stops.

**CBUS** provides free downtown bus service, circulating on a specified route, every 10-15 minutes.



**Sharing Services:** **COGO** provides on demand access to over 300 bicycles located at 30 stations throughout downtown. **Car2go** provides on demand access to 300 vehicles located throughout the city. **Uber** connects people in need of a ride with available drivers.

**Taxi Services:** **Pedicabs** provide bike taxi service throughout downtown. **Taxicabs** provide taxi service throughout the city.

**Two Wheels:** Columbus' bikeway program encourages traveling in and around Columbus via **bicycles** and maintains protected bike lanes and an extensive bike path. **Segway** tours are available in Columbus, providing a guided tour of downtown and surrounding areas.



## COLUMBUS EMPLOYMENT

Columbus serves as headquarters to major national and multinational corporations, including Nationwide Mutual Insurance, L Brands, Huntington Bancshares, American Electric Power (AEP), and Big Lots. In recent years, the healthcare industry has emerged as a growth sector, with the city boasting four nationally recognized health system employers; each employ thousands of healthcare workers and contribute billions of dollars to the local economy.

Employer Name	Central Ohio Employees
The Ohio State University	27,656
State of Ohio	23,677
JPMorgan Chase & Co.	19,200
OhioHealth Corp	19,182
Kroger Co.	17,397
Nationwide Mutual Insurance Co.	11,300
Mount Carmel Health System	8,410
City of Columbus	8,154
Columbus City Schools	8,293
Nationwide Children's Hospital	7,822
L Brands, Inc.	7,800
McDonald's Corp	7,622
Honda of America	7,300
Franklin County	6,130
Huntington Bancshares, Inc.	5,330
Source: Business First of Columbus, 2014	

Several major employers have made central Ohio home in recent years, investing millions of dollars in the local economy and expanding the region's economic base. The table below lists private companies that have made recent significant investments in the Columbus economy.

Company	Type	Product	Investment
Penn National Gaming Inc.	Other	Casino	\$400 million
Flight Safety International Inc.	Office	Pilot Training	\$110 million
Roxane Laboratories	Pharmaceuticals	Manufacturing	\$68 million
MSC Industrial Direct/SID Tool	Distribution	Intermodal Terminal	\$55 million
Source: Ohio Private Investment Survey 2012-2014, Ohio Development Services Agency, March 2015			



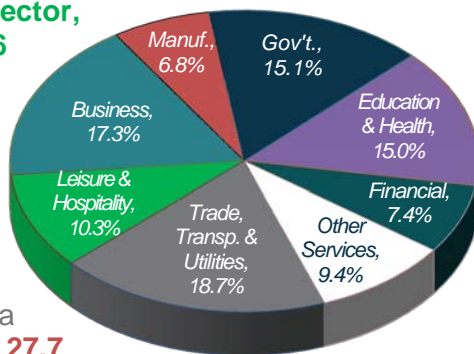
## COLUMBUS WORKFORCE ENVIRONMENT

Columbus has a stable, diverse employment environment with a large range of employment opportunities. All employment sectors have less than 19 percent of the workforce, indicating the city has a large range of job opportunities.



Since 2004, all sectors except manufacturing have experienced growth. The **education & health sector** has experienced **growth** of over **35 percent**, followed by the **leisure and hospitality sector**, with **growth** of **16 percent**, and the **business sector**, with **growth** of **15 percent**. The **manufacturing sector** has experienced a **decline** of **27.7 percent**.

Employment by Sector

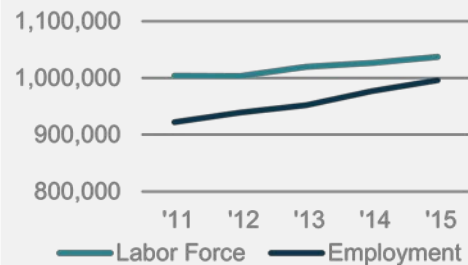


Source: U.S. of Labor Statistics, June 2015

Educational opportunities in Columbus range from career training programs to top ranked schools and universities. Employers have access to a large, well-educated and highly skilled workforce. The city is home to more than 60 nearby colleges and universities, with a total enrollment of more than 130,000 students and over 22,000 annual graduates. In addition, Columbus offers a large variety of workforce development programs and over 50 community, technical, and vocational schools. Source: Columbus Region 2015 Factbook

### Workforce Quick Facts

#### 5 Year - Labor Force Trend



Workforce Size ...1,044,200

#### Unemployment Rate

COLUMBUS ...4.2%  
National Average ...5.5%

#### Mean Hourly Wage

COLUMBUS ...\$22.34  
National Average ...\$22.71

#### Highest Paid Occupation

Management ...\$51.42

#### Lowest Paid Occupation

Food preparation ...\$10.54

#### Mean Travel Time to Work

COLUMBUS ...21.3 (minutes)  
National Average ...25.5 (minutes)

Source: U.S. Bureau of Labor Statistics, June 2015

### Largest Colleges & Universities

The Ohio State University ...57,466 Enrolled

Columbus State College ...25,249 Enrolled

Franklin University ...6,274 Enrolled

Capital University ...3,628 Enrolled

DeVry University ...3,578 Enrolled

## COLUMBUS DOWNTOWN DEVELOPMENT

Downtown remains essential to the overall economic health of the city. With only 1 percent of the city's land area, downtown employers house over 17 percent of all jobs in Columbus. As a business location, the city is booming with office vacancy rates near historic lows.



A critical part of the city's efforts to ensure downtown remains the premier employment center in the region is to invest in and grow the **residential** population.

- **250 High:** \$50 million investment anticipated being completed fall 2015; a 12-story mixed use development with 120 apartments.
- **Two25 Commons:** \$90 million investment anticipated to be completed 2017-2018; a 17-story mixed use development with apartments and condos on 11 floors.

Investments in **public** amenities are also critical to the long-term health of downtown.

- **Columbus Metropolitan Library:** \$30 million renovation, anticipated to be completed summer, 2016. The library's vision is to renovate or rebuild ten libraries to create 21<sup>st</sup> century libraries where wisdom prevails.
- **City Hall Municipal Campus:** \$75 million LEED Silver targeted office building and parking garage anticipated to be completed fall, 2016 and summer, 2017, respectively.
- **Columbus Museum of Art:** \$40 million expansion, anticipated to be completed fall, 2015. The expansion's focus is on visitor's experiences with art and each other.
- **Scioto Mile:** \$40 million riverfront investment features 145 acres of parkland, 15,000 square foot fountain and a new bicentennial park and amphitheater.

### *Downtown Quick Facts*

#### Investments (\$)

Proposed ...\$1.3B  
Under Construction ...\$362M  
Completed (12 months) ...\$391M

#### Largest Proposed Projects

I-70 & 71 Phases ...\$845M  
Convention Center Upgrades ...\$125M  
Two25 Commons ...\$90M

#### Largest Under Construction Projects

250 High ...\$50M  
Museum of Art ...\$40M  
Metropolitan Main Library ...\$30M

#### Total Residents ...7,471

#### Housing Units

Proposed ...1,072  
Under Construction ...670  
Completed ...5,250  
Owner Occupied ...22.5%  
Growth (12 months) ...141%

#### Apartment Occupancy Rate ...95%

#### Office Vacancy Rate ...13.6%

#### Colleges & Universities ...5 (33,000 students)

#### Hotels ...14 (3,801 rooms)

#### Annual Visitors ...8.5M

Source: Downtown Columbus Economic Development Update, Mid-Year 2015



## COLUMBUS ECONOMIC DEVELOPMENT



**Columbus'** most recent significant **development initiatives** include:

**Columbus Steel Castings:** The largest single site steel foundry in North America is expanding, *investing \$16 million* in real property improvements, machinery, and equipment. The expansion will result in *550 new full-time permanent positions*, with an estimated *annual payroll of \$24.7 million*.

**Alliance Data Systems:** A leading provider of marketing, loyalty, and credit solutions is investing approximately *\$80.5 million* to construct a three-building campus. The expansion will result in *700 new full-time permanent positions*, retaining 1,300 full-time associates, with an estimated *annual payroll of \$52.5 million*.

**Flight Safety International:** The world's premier professional aviation training company and supplier of flight simulators, visual systems, and displays is investing *\$113 million* to expand its learning center. The expansion will create *18 new full-time permanent positions*, retaining 137 existing jobs, with an estimated *annual payroll of \$1.2 million*.

**Rogue Fitness:** The National leader in the manufacture and distribution of high quality strength and conditioning equipment is constructing a new 600,000 square feet corporate headquarters for all North American operations. The investment will create *90 new full-time permanent positions*, retaining 337 full-time jobs, with an estimated *annual payroll of \$3.9 million*.

With the prudent use of tax incentives, tax increment financing, and other development incentives, the city has leveraged over \$7.3 billion worth of private sector development while creating and retaining 121,613 new jobs since 2000.

The city continues to thrive as one of the top performing economic cities in the country, due to its diverse industry sectors.

The *Columbus Region 2015 Factbook* listed Columbus as the 8<sup>th</sup> top metro for quantity of economic development projects with 117 projects in 2014.

### Columbus 2020 Goals to Achieve By the Year 2020

- Add 150,00 net new jobs
- Increase personal per capita income by 30 percent
- Add \$8 billion of capital investment
- Be recognized as a national leader in economic development

\*Columbus 2020 is an economic development organization guided by an aggressive economic development strategy

### Arts & Cultural Attractions

BalletMet  
 CATCO  
 Center of Science & Industry (COSI)  
 Columbus Children's Theatre  
 Columbus Cultural Arts Center  
 Columbus Jazz Orchestra  
 Columbus Museum of Art  
 Columbus Symphony Orchestra  
 Columbus Zoo & Aquarium  
 Franklin Park Conservatory  
 The King Arts Complex  
 Lincoln Theatre  
 Ohio History Connection  
 Ohio Theatre  
 Opera Columbus  
 Palace Theatre  
 Shadowbox Theatre  
 Short North Arts District  
 Wexner Center for the Arts



Photo by: Fenstermacher Photography

## COLUMBUS FUN

Columbus is home to many renowned facilities, including a nationally ranked Columbus Zoo and Aquarium, COSI and Columbus Metropolitan libraries. Organizations such as the Columbus Symphony, Columbus Jazz Orchestra, and Opera Columbus provide year-round opportunities for live music performances.

### Sports Teams

*Columbus Blue Jackets, National Hockey League*  
*Columbus Clippers, Triple-A affiliate of the Cleveland Indians*  
*Columbus Crew, Major League Soccer*  
*The Ohio State University, BigTen NCAA Sports*

### Entertainment Venues

Columbus Convention Center  
 Nationwide Arena  
 Lifestyles Communities Pavilion (LC)  
 Hollywood Casino  
 Scioto Downs Racino

Patrons of performing arts and theater find plenty to see in the offerings of local companies such as BalletMet, CATCO (Contemporary American Theatre Company), and Columbus Children's Theatre. The city offers an exciting array of entertainment with special events, sporting events, and popular festivals throughout the year.

<ul style="list-style-type: none"> <li>Ohio Boat &amp; RV Show</li> <li>Winter Beerfest</li> </ul> <p>January</p> 	<ul style="list-style-type: none"> <li>State of the City Address</li> <li>Home &amp; Garden Show</li> </ul> <p>February</p> 	<ul style="list-style-type: none"> <li>Arnold Sports Festival</li> <li>International Auto Show</li> </ul> <p>March</p> 	<ul style="list-style-type: none"> <li>Equine Affire</li> </ul> <p>April</p> 	<ul style="list-style-type: none"> <li>Capital City Half Marathon</li> <li>Susan G. Komen Race for the Cure</li> </ul> <p>May</p> 	<ul style="list-style-type: none"> <li>Columbus Arts &amp; Pride Festivals</li> <li>Memorial Tournament</li> <li>ComFest</li> </ul> <p>June</p> 
<ul style="list-style-type: none"> <li>Jazz &amp; Rib Festival</li> <li>Red White &amp; Boom</li> <li>Ohio State Fair</li> </ul> <p>July</p> 	<ul style="list-style-type: none"> <li>Pelotonia</li> <li>Festival Latino</li> <li>Greek Festival</li> </ul> <p>August</p> 	<ul style="list-style-type: none"> <li>New Albany Classic</li> <li>Oktoberfest</li> </ul> <p>September</p> 	<ul style="list-style-type: none"> <li>All American Quarter Horse</li> <li>Nationwide Children's Marathon</li> </ul> <p>October</p> 	<ul style="list-style-type: none"> <li>Wildlights at the Columbus Zoo</li> <li>Columbus International Festival</li> </ul> <p>November</p> 	<ul style="list-style-type: none"> <li>First Night Columbus</li> <li>Grand Illumination</li> </ul> <p>December</p> 

## COLUMBUS RANKINGS

### #1 Rankings

**No. 1** in the Midwest, for Change in Employment between July 2014 and July 2015

*(Bureau of Labor Statistics)*

**No. 1** in the country, for Fastest Growing Wages between June 2014 and June 2015

*(CNNMoney)*

**No. 1** 2015 Intelligent Community of the Year *(Intelligent Community Forum)*

**No. 1** Opportunity City *(Forbes, 2014)*

### Top 10 Rankings

**No. 2** Large American Cities of the Future *(FDI Strategy/Intelligence)*

**No. 3** Best Cities for Job Seekers in 2015 *(NerdWallet)*

**Top 3** Cheapest Big Cities in the U.S. to Live *(Kiplinger)*

**No. 4** Most Unlikely Foodie Cities *(Fox News)*

**No. 4** Large Metro for Per Capita GDP Growth *(New Geography)*

**No. 5** Best Cities for Renters *(Forbes)*

**No. 6** Mom-Friendly Cities in America *(Teleflora)*

**No. 6** Best Logos in American Sports for Columbus Crew *(For the Win)*

**No. 7** Up-and-Coming U.S. Housing Markets *(GoBankingRates)*

**No. 8** Best American Cities to Work in Tech in 2015 *(SmartAsset)*

**No. 9** Best Children's Hospitals 2015-2016 for Nationwide Children's Hospital

*(U.S. News & World Report)*



This page has been intentionally left blank.